

For Earth, For Life  
**Kubota**

**LX**

**KUBOTA  
LX-SERIES**

LX-351 – LX-401






In tough, rough everyday use, you need to be able to fully rely on your equipment. With the LX-Series tractors, you can count on the best “Made by Kubota” quality, which has been tried and tested worldwide. Kubota’s practical equipment options enable you to get maximum performance out of these enormously powerful machines.







**Through thick  
and thin –  
you can rely  
on Kubota**






# The best horse in the stable

If you want to achieve top notch working performance, compromise is not an option. Kubota's LX-Series compact tractors offer everything you need for excellent results. Well-equipped and ergonomically optimised, these machines have impressive performance potential.







A Kubota LX-Series tractor, primarily orange and green, is parked on a grassy field. The tractor has a large rear wheel and a smaller front wheel. In the background, there is a large, multi-story building with a stone facade and several windows. The scene is set outdoors with trees and a clear sky.

# Kubota, always worth talking about

You will really enjoy working with your LX-Series tractor. These compact and well equipped all-rounders combine modern technology with high levels of comfort, performance and economy. At the same time, their attractive design is a real eye-catcher.







## #Highlights

# The multi-talented that sets standards

The new LX-Series from Kubota combines the best of both worlds and sets new standards in quality and equipment. Whether mowing lawns, handling materials or maintaining roads – this reliable, compact multi-talent tractor confidently handles a wide range of tasks in municipal work and related areas with comfort and power.







### Compact and comfortable

The new LX-Series tractors prove that compactness and a high level of comfort can go hand in hand. Thanks to their compact dimensions, efficient 3-stage hydrostatic transmission and other useful features, they really come

into their own wherever maximum efficiency and manoeuvrability are called for. A comfortable, ergonomically optimised workplace ensures relaxed, fatigue-free operation, even on the longest working days.

Model	Engine	Transmission	Structure
LX-351	35 hp	HST 3-ranges	Rear ROPS
LX-351	35 hp	HST 3-ranges	Cab
LX-401	40 hp	HST 3-ranges	Rear ROPS
LX-401	40 hp	HST 3-ranges	Cab



## #Engines

# Clean performance, through and through


**You will enjoy the modern 4-cylinder engines featured in the new LX-Series. These powerful Kubota engines are equipped with a common rail injection system, exhaust gas recirculation and diesel particulate filter. They not only meet the latest EU Stage V emissions standard, but also impress with their low fuel consumption.**

### **Large power reserves for major tasks**

With their impressive power reserves and long service life, the LX-Series engines enable you to work economically and productively. The LX-351 and LX-401 models offer an output of 26 kW (35 hp) and 29 kW (40 hp) respectively. The large engine displacement of 1,498 cm<sup>3</sup> delivers high levels of torque to ensure ample power reserves.

### **Modern engine cowling with added value**

The modern engine cowling of the new LX-Series tractors immediately catches the eye. Compact and one-piece, its distinctive, dynamic design gives the operator an excellent view of the front working area. It can be opened wide to allow easy access to all maintenance points in the engine compartment. The result is reliable and efficient work.





### Did you know?

Did you know that Kubota produces its own engines and that Kubota is the global market leader for industrial diesel engines under 100 hp? You might be surprised to learn under which bonnets Kubota engines are at work. Top quality and efficiency are the main ingredients of this success.





## #Transmission

# Low-noise, precise shifting

**Kubota has developed a new three-range hydrostatic transmission especially for the new LX-Series. As a result, the “Made by Kubota” transmission has an extremely quiet level and guarantees precise and efficient power transmission – for smooth and always responsive operation.**

### **Full concentration on the task at hand**

The automatically controlled hydrostatic transmission lets you control travel speed and engine speed simultaneously for maximum comfort and fuel economy. Versatility and performance are the hallmarks of Kubota’s 3-range hydrostatic transmission. Extremely comfortable

and easy to operate, it is guaranteed to provide the right speed for every task. Because there is no need to worry about finding the right gear, you can concentrate fully on your work.







**Quieter and more economical at the touch of a pedal**

Thanks to the tractor's auto-throttle function, you can synchronise driving speed and engine speed with just one pedal. This simplifies operation, reduces noise emissions and keeps fuel consumption low.



**Effortless steering**

The LX-Series tractors are equipped with smooth and responsive hydraulic power steering. This makes it easy to use heavy implements or perform front loader work without having to exert a lot of force to steer.





## #Cab & ROPS



### Full cabin or ROPS version

High levels of comfort all year round or limitless visibility and unobstructed mounting and dismounting? The machines of the new LX-Series are available as full cabin tractors or with an open platform and folding rollover protection system (ROPS).



# Comfort and ergonomics redefined

The cabin models of the new LX-Series offer a number of innovations that provide you with an even more comfortable and ergonomic working environment. A cleverly thought-out new operating concept and comprehensive, functional standard equipment make this cabin a workstation in a class of its own.



## Taking comfort to a new level

Kubota offers a completely new designed cabin for the LX-Series. The newly designed cabin is easier to access and noticeably quieter when working. As standard, it comes well equipped with air conditioning, loudspeakers, a heated rear window and windscreen wipers front and rear. Both the steering wheel and the controls are comfortable to grip.

## Improved operability

Easy to operate and easy to see: This simple formula aptly sums up the new operating concept of the LX-Series. All frequently used levers and switches are located to the right of the operator, while less commonly used controls are located on the left. This reorganisation means that every control is intuitively and safely positioned.

## Always optimally connected

These tractors provide the ideal conditions for smooth communication in the field. Thanks to the USB charging socket and special storage compartment, your smartphone is always charged and ready to hand.

## On the safe side

Security is a top priority on the LX-Series. The tractors are protected by a code-protected anti-theft function with a three-digit access code.

## Operating the PTO shaft externally

Practical, convenient and safe at the same time. The machines have an external switch at the rear that allows you to switch the PTO on and off from outside the cabin. This is useful when operating PTO-driven implements such as log splitters, saws, cement mixers, etc. while stationary.



## #Hydraulics

# Versatility comes as standard

To ensure that you can fully exploit the versatility of these new compact tractors, they are equipped with a powerful hydraulic system. This enables you to productively operate a wide range of implements.



### Sturdy lifting power

With a lifting capacity at the rear of up to 1,150 kg, you can really load up these new compact tractors – and you can take that literally with the LX-Series. If you want to use the front attachment space as well, a front hitch with front PTO is available as an option for these machines.

### Powerful hydraulic pump

This enables you to handle a wide range of implements with ease. The tractors feature a hydraulic pump with a flow rate of 20.4 l/min for the three-point linkage and 15.4 l/min for the power steering.

### Highly equipped as standard

The tractor comes from factory with 2 double acting valves at the front and 2 double acting valve at the rear. Ready to handle the most demanding equipments.

### Centrally regulated control valves

Another practical innovation is the new multi-function valve. With just a single lever, you can independently control the two front and the two rear control valves, which come as part of the standard equipment package.





## #Maneuverability

# Best maneuverability in its class

**In many applications – whether mowing, sweeping or carrying out front-loader work – greater maneuverability translates into increased productivity. The front axle with bevel drive and the Bi-Speed system give Kubota's new compact tractors the best manoeuvrability in their class.**

### **Compact and versatile**

Fitted with Garten Pro tyres, the cabin models have a width of just 1.25 m and the ROPS models just 1.22 m. The compact design of the LX-Series tractors makes them the machine of choice for a wide range of applications. Depending on your needs, you can choose from a wide range of tyre types, including agricultural, turf, industrial and mixed tyres.

### **Tightest turning radius on the market**

Kubota is the creator of "Bi-Speed" technology and has always been the pioneer in maneuverability. The Bi-Speed system significantly improves the steering performance of the LX-Series tractors, making them more agile than the competition. When the steering angle of the front wheels exceeds a certain value while operating in four-wheel drive mode, the speed of the front wheels is doubled compared to that of the rear wheels. The result is smoother, much tighter cornering with more ground protection. Tyre wear is minimised and the turf is protected.

### **Front axle with bevel gear drive**

The front axle with double bevel gear drive also makes an important contribution to the outstanding maneuverability of the machines. The entire drive system operates in an encapsulated oil bath and eliminates the need for open drive shafts. The large steering angle makes the compact tractors simple to maneuver, even in tight spaces, with a minimum turning radius of 2,2m.

### **High ground clearance**

The front axle design provides excellent ground clearance of at least 24 cm. This means that you can drive over even high kerbs with confidence, without causing any damage to the tractor.





#Front loader #Accessories

# Versatility in all situations

Powerful optional attachments significantly expand the range of applications and workload of the LX-Series. The new LA545 front loader from Kubota has been designed for quick and easy attachment and removal, increasing productivity. There is also a choice of three grass collector bins for the inter-axle mower deck.

## Easy mounting and dismounting without leaving the machine

With the LA545, Kubota has introduced a completely new front loader as an option for the LX-Series. This boasts a self-levelling system and can be easily controlled by the driver. The highlight, however, is the new optional **swift tach** function for easy attachment and detachment of the front loader. This feature is the only one of its kind on the market and allows you to attach and detach the loader in just two minutes without stepping out of the tractor.

## Generous lifting capacity

With a maximum lifting capacity of 625 kg and a bucket height of 2.19 m, even heavy loads can be lifted up high with the LA545. Pallet fork, bucket, grapple bucket, 4-in-1 bucket – thanks to various tools, it has an extremely wide range of possible applications.







**Did you know?**

Did you know that Kubota is not only one of the top 50 most recognised brands in Japan, but also one of the largest tractor manufacturers in the world? In 2014 alone, Kubota produced more than 180,000 tractors.

**Practical inter-axle mower deck**

Get even more out of the LX-Series with Kubota's new optional mid-mount mower deck. This has a working width of 1.53 m and is available with both side and rear discharge. For your grass collector, you can choose between the GCD 600C, GCD 500 HC and GCD 800 HD models.

**The ideal PTO speed at all times**

Talking of the PTO, the machines are equipped with a 540/540 ECO PTO as standard. This means you always have the right PTO speed for the job at hand. With the 540 ECO setting, you can also reduce fuel consumption for implements that do not require much power. The tractor features also as standard a mid-PTO (2.460 rpm) for driving a mid-mounted mower.





## #Value Protection

# Getting the most out of your tractor, long term

Kubota makes your life easier and our Kubota Care Extended Warranty keeps your tractor running as smoothly as it did on day one. This ensures that the value of your machine is reliably protected, far into the future.



## Kubota Care Benefits



### Price Increase Protection

Protects you against

- VAT increase
- Parts price increase
- Labour price increase



### Genuine Parts

Protects your machine through exclusive usage of Kubota Genuine Parts.

### Kubota Parts and Service

**Reliability** > for the Job Ahead



### Cost Protection

No hidden costs!  
No deductible!



The Kubota name is widely respected for representing top Japanese quality. All Kubota machines are designed for the toughest working conditions and long running times. Even so, it is impossible to avoid unforeseen damage over the years. With Kubota Care, you can easily cope with the risk of unexpected costs in the future. At the same time, you can avoid unplanned downtime and stay profitable over the long term.

### The perfect solution

Kubota Care takes one potential worry out of working life. This service package offers you maximum operational and cost security as well as complete protection beyond the usual warranty obligations. Kubota Care provides you with a full extended warranty of up to 5 years or 5,000 operating hours (whichever comes first).

## Full Warranty Coverage

### What does Kubota Care cover?

Kubota Care is a comprehensive warranty extension that covers all components which are covered during the contractual warranty. And if a warranty repair is necessary of course no deductible will be charged to you!



### Dealer Contact

In case of a claim your dealer is your only contact person. That means no hassles with third-party providers, everything works smoothly.



### Professional Treatment

Nobody knows your machine better than Kubota trained technicians. Operated with specialised tools qualified by the manufacturer.



### Resale Value

Increase your machines resale value. Kubota Care is transferable to the new owner.



**Kubota  
care**



## #Technical data

Model		LX-351	LX-401
<b>Engine</b>			
Model		V1505-CR-TE5	
Type		Direct injection, vertical, water-cooled, 4 cycle diesel	
Number of cylinders		4	
Engine power ECE R120	kW (PS)	25.6 (34.8)	29.3 (39.8)
Total displacement	cc	1,498	
Maximum torque	Nm (kgf m)	111.0 (11.3)	117.5 (12.0)
Rated revolution	rpm	2,700	
Fuel tank capacity	l	32	
<b>Travelling system</b>			
Transmission		Main hydrostatic transmission, 3 ranges	
Tires (turf)	Front	24 x 8.50-14	
	Rear	13.6-16	
Steering		Hydraulic power steering	
Braking system		Wet disk type	
Minimum turning radius with brake	m	2.2	
<b>PTO</b>			
PTO power	kW (PS)	21.3 (29.0)	24.3 (33.0)
Rear PTO		SAE 1-3/8,6 splines	
PTO/engine speed	rpm	540/2,670, 540E/1960	
Mid PTO		USA No. 5 (Kubota 10-tooth) involute spline	
PTO/engine speed	rpm	2,460/2,700	
<b>Hydraulic unit</b>			
Pump capacity	l/min	3P: 20.4, power steering: 15.4	
3-point hitch		SAE category 1	
Hydraulic control system		Position control	
Max. lift force	At lift points	1,150	
	600 mm behind lift points	890	
Remote hydraulic control		4 double acting valve (M.F.V.) 2 front/2 rear	
<b>Dimensions</b>			
Overall length without 3P (rops/cab)	mm	2,983	
Overall width minimum tread	rops	1,339	
	cab	1,311	
Overall height	rops	2,386	
	cab	2,167	
Wheelbase (rops/cab)	mm	1,695	
Minimum ground clearance	mm	243	
Tread	Front (rops/cab)	1,082	
	Rear (rops/cab)	992 - 1056 / 964 - 1056	
Weight (rops/cab)	kg	1,015/1,1185	

The company reserves the right to change the above specifications without notice.





Model		LX-351/LX-401
A Total length (rops/cab)	mm	2,983
B Wheelbase (rops/cab)	mm	1,695
C Height (rops/cab)	mm	2,386/2,167
D Width min. (rops/cab)	mm	1,339/1,311
E Track width min.	mm	1,024
F Ground clearance min.	mm	243

Front loader model		LA545
Fitting to base machine		LX-351/LX-401
Manufacturer		Kubota
Max. lift height (to bucket pivot pin)	mm	2,187
Max. lift height (under level bucket)	mm	2,040
Clearance with bucket dumped	mm	1,769
Max. dump angle	°	37
Bucket rollback angle	°	31
Digging depth	mm	126
Overall height in carrying position	mm	1,153
Max. lift capacity	kg	625
Breakout force (at pivot point)	kN	9.93
Weight	kg	204



## **Kubota (U.K.) Limited**

Dormer Road Thame, Oxfordshire, OX9 3UN

<http://www.kubota.co.uk>

Kubota s'efforce de publier un contenu précis et à jour au moment de l'impression. Tous droits réservés. Aucune partie de cette publication ne peut être reproduite, quelque soit sa forme ou son contenu, sans la permission préalable de Kubota. Kubota se réserve le droit de modifier ou de mettre à jour toutes les caractéristiques ou performances sans préavis, si cela est nécessaire.  
v\_1/2021

