


For Earth, For Life
Kubota

DM

KUBOTA
DM SERIES





Fresh thinking is the answer to today's challenges.

The challenges facing the agricultural sector are becoming increasingly bigger. And when times are tough, only one thing helps: a new way of thinking. Envisaging alternative options and making smart decisions. For your next tractor purchase, this means opting for efficiency instead of image. For a tractor that can do tough work with top performance whilst under constant strain. And all that at a reasonable price. A Kubota tractor is exactly the right alternative at times like these.





#Highlights

DM1000-5000: Lets you focus on what is important

True performance!

All Kubota disc mowers are built for performance in even the toughest conditions. With a wealth of models, any requirement is covered, to make sure you will be able to make the most of the time available.



DM1000 series

New heavy duty cutterbar. Compact build for smaller tractors and with working widths from 1.7-2.4m.

DM2000 series

Lightweight, simple mowers with a compact but durable design for maximum output. 2.4, 2.8 and 3.2m working width.

DM3000 series

Rear mounted machine with working widths of 2.8-4.0m. The machines can be operated by low horse-power tractors.



DM3087-3095 series

Plain disc mowers with centre suspension and 8.7-9.5m working width, operated by tractors starting from 140hp.

DM3300 series

Centre mounted plain disc mower with a hydraulically suspended design. Working widths of 3.2, 3.6 and 4.0m.

DM4000 series

Outstanding ground following ability, easy operation and low weight are among the highlights of this machine. Working widths of 2.8- 3.2m.



#Cutterbar

Cutting performance in new dimensions

Kubota disc mowers have been developed with the clear goal of achieving perfect results under all conditions. Thanks to their reliability, robustness and precision, you can concentrate on getting your work done in the best possible way.



Did you know?

Did you know that Kubota produces its own engines and that Kubota is the global market leader for industrial diesel engines under 100 hp? You might be surprised to learn under which bonnets Kubota engines are at work. Top quality and efficiency are the main ingredients of this success.



Low noise cutterbar

The Kubota cutterbar is designed for low maintenance and quiet operation. Operators will appreciate the low noise of the new cutterbar during a long and busy working day. The long curved gear wheels run smoothly in oil and provide lots of transfer of power with little slack.

Heavy duty cutterbar

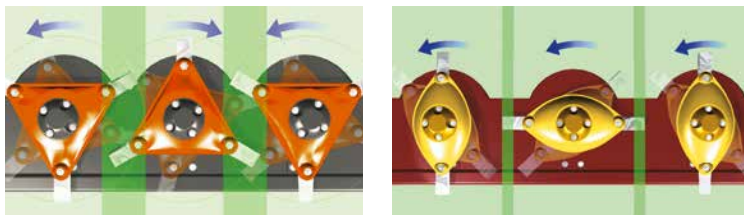
The Kubota cutterbar's high oil capacity ensures a very low working temperature for efficient oil cooling and lubrication of the entire cutterbar. The fully welded cutterbar with overlapping C-channels makes for a very stiff and strong design, ensuring very high level of durability.

Three bladed discs for more cuts

With three blades per disc Kubota mowers are constantly cutting. This means a third less load per blade; an even load on the drive; smoother power usage; and produces a neat, cleanly cut stubble. Each steel blade is precisely angled to immediately convey the cut crop upwards with a combination of mechanical action and air flow.

Counter-rotating cutting discs for improved overlap

All Kubota mowers have an even number of counter-rotating discs. Apart from the immediate crop transport to the rear this system ensures that even in wet conditions no stripes of uncut forage are left in the field.



Kubota's counter-rotating three bladed discs provide a wider overlap on each disc compared to solutions with uneven number of discs.



Specially tooled gear wheels with round design and long teeth result in low noise levels and efficient power transmission.

'Express' quick change of knives

All disc mowers in the Kubota range can be fitted with the 'Express' system for quick and easy changing of knives. Simply place the lever around the bolt, release the spring by turning the lever, and the knife is ready to be replaced by a new one.



Fully welded cutterbar with overlapping C-channels for a very strong and stiff construction.




NonStop BreakAway: keeps the cutterbar running

Kubota DM2000, DM3000 and DM3300 series are fitted with the Kubota NonStop BreakAway system to protect the cutterbar. The integrated NonStop BreakAway system is designed to protect the cutterbar from foreign obstacles. Upon striking an obstacle in the field the mowing unit swings backwards and up. This provides maximum protection of the cutterbar. There is no need to stop - or even to reverse the tractor - to get the mowing unit into working position again. When engaged the spring loaded design ensures that the Kubota NonStop BreakAway system automatically returns the cutting unit to its original working position.



Kubota DM2000, DM3000 and DM3300 are fitted with the NonStop BreakAway system.



When engaged the spring loaded design ensures that the Kubota NonStop BreakAway system automatically returns the cutting unit to its original working position.





#DM3087-3095

Unmatched: efficient mowing performance paired with low weight

Kubota introduces a new plain disc mower, the new DM3087 and DM3095 plain disc mower butterfly. A combination that provides efficient performance with its 8.70 and 9.50m working width paired with a low weight design.

Mow 8.70m with only 140 hp


The DM3087-DM3095 is an eco-friendly, energy saving solution purposely built for low operating costs in terms of power and fuel consumption, with power requirements starting at only 140 hp. The low weight of only 1327 and 1500kg respectively, together with the ideal weight distribution that butterfly combinations offer, gives the optimum combination of low power requirements, low weight and high efficiency.

Designed to match the needs of large-scale mowing, DM3087 and DM3095 is packed with features to meet these demands. The centre suspended mowing units in combination with the three-bladed discs offer an unmatched mowing performance.

The Kubota NonStop BreakAway solution protects the cutterbar from foreign obstacles, and automatically returns the mowing unit to working position. The Kubota cutterbar offers smooth operation with very low noise level, convenient during a long working day.

Parking, safe and sure-footed

With the new parking device, storage of the DM3087-DM3095 is made easy and convenient, requiring a minimum of space during winter storage. The DM3087-DM3095 is firmly parked on a strong and stable parking foot, bringing total height below 4m.





Kubota DM3087-3095 series:

- 8.7-9.5m working width
- Operated by tractors starting from 140hp
- Low weight - low power requirements
- Centre Suspension
- NonStop BreakAway
- Vertical transport position
- Fully welded Kubota cutterbar with triangular discs

Work smarter on the go

This feature provides easy and simple setting of ground pressure on the DM3087 and DM3095. For greater operator comfort, the ground pressure of the spring is set hydraulically from the tractor cab. Easy to adjust, even on the go.

It is in fact a very simple and clever solution to an important challenge in optimizing the mowing job. On the hydraulic version the tension on the large suspension spring, which controls the ground pressure, is adjusted hydraulically, to increase or lower pressure. The chosen ground pressure level is conveniently registered from the easy-to read scale.





#DM3087-3095

Features supporting perfect results

DM3087-DM3095 can be adjusted for optimal operation according to different circumstances, such as field contours or working width of the front mounted mower.

Two mounting options

To ensure optimal overlap between front and rear units, the mowing units can be mounted in two positions on the suspension arm. This also gives you an option of wider overlap in hilly conditions, lessening the need for SideShift equipment.

Vertical transport position

For transport the mower folds into a compact position well behind the tractor. The folding design ensures that the weight is distributed evenly, with the weight of the mower close to the tractor. Endguards are foldable to further limiting transport height, which is below 4.0m and transport width is limited to 3.0m.

Did you know?

Did you know that Kubota is not only one of the top-50 most recognised brands in Japan, but also one of the largest tractor manufacturers in the world? In 2014 alone, Kubota produced more than 180,000 tractors.





Two mounting options.



NonStop BreakAway.



Vertical transport position.



Excellent ground adaptation.



Centre suspension.



Headland turns.



Centre suspension

The mowing units are centre suspended offering an even weight distribution across the complete mower width. Faster and more precise adaptation to ground contours is also achieved due to the centre suspended design. The benefit is less skid wear and optimum protection of the stubble.

NonStop BreakAway system

The Kubota NonStop BreakAway system protects the cutterbar from foreign obstacles. If hitting an obstacle, the BreakAway system will swing the machine backwards and over the obstacle, automatically returning the mower to working position, once the obstacle has been passed.

Excellent ground adaptation

DM3087-DM3095 is fitted with two adjustable ground pressure springs, making setting of the best possible ground pressure easily done, to match the needs of each specific mowing operation.

Headland turns

When turning on headlands the hydraulic cylinder, which is also used when going into transport position, ensures ample clearance to the swath, so they remain undamaged.



#DM3028-3032-3036-3040



Extensive working width: it's all about performance

Kubota DM3000 rear mounted range boasts an extensive working range of 2.8-4.0m, with corresponding weights ranging from 805-1045kg, which means the machines can be operated by low horse-powered tractors, making these very attractive machines for farmers with smaller tractors, who still needs to cut substantial areas. Paired with the DM4028 or DM4032 front mounted machine the joint working width is up to an amazing 6.8m.



Parking stand for easy and compact storage (optional).



Kubota DM3028-3032-3036-3040:

- 2.8-3.2-3.5-4.0m working width
- Centre suspension
- Up to 125° vertical transport solution
- NonStop BreakAway
- 540/1000 rpm gearbox
- Fully welded Kubota cutterbar with triangular discs



The centre suspended design enables fast and precise adaptation to ground contours.



The large compensating spring ensures excellent flotation across the full mower width.

Centre pivot suspension

The DM3000 series is centre suspended to give an even weight distribution across the complete mower width. Faster and more precise adaptation to ground contours is also achieved because of the centre suspended design. The benefit is less skid wear and optimum protection of the stubble.

Clean cutting performance

The latest generation of the Kubota cutterbar is fitted to these machines, offering unmatched cutting performance thanks to the triangular three-bladed discs.

The large compensating spring in combination with the centre mounted design provides perfect flotation of the complete cutterbar.

Work smarter on the go

This feature provides easy and simple setting of ground pressure on the Kubota DM3000 series. For greater operator comfort ground pressure of the large suspension spring is set hydraulically from the tractor cab. Easy to adjust, even on the go.

It is in fact a very simple and clever solution to an important challenge in optimizing the mowing job. On the hydraulic version the tension on the large suspension spring, which controls the ground pressure, is adjusted hydraulically, to increase or lower pressure. The chosen ground pressure level is conveniently registered from the easy-to-read scale.

Accurate setting of ground pressure adds to significantly better working result and reduction of fuel consumption, as a mower with correct ground pressure is easier to pull, requiring less power and fuel.



Did you know?

Did you know that our parts are manufactured to the same high standards and strict specifications as the Kubota machines? Genuine parts will always work and fit as intended, and are guaranteed to keep your machine running at maximum performance.



When encountering an obstacle the NonStop Break-Away system protects the cutterbar by swinging it back and up.



Two mounting options for optimal overlap with a front mounted machine.



These machines can be operated with either 540 or 1000 rpm without additional accessory.



To avoid driving on mown grass, a swath forming kit is optionally available for 3036 and 3040.

Amazingly un-complicated

The linkage pins on DM3000 series can be adjusted for four different positions, ensuring compatibility with any tractor. Another advantage is that the overlap in combination with a front mounted machine like DM4028 or DM4032 can be optimized, to ensure that the complete working width on both machines is utilized. Furthermore the mowing unit can be mounted in two different positions on the suspension for easy setting of optimal overlap.

Vertical transport position

These DM3000 series machines are folded hydraulically into a vertical transport position up to 125° depending on model. The low gravity point ensures excellent weight distribution, with the weight of the mower close to the tractor.

NonStop BreakAway system

To offer maximum protection of the cutterbar, DM3000 series machines are fitted with the Kubota NonStop BreakAway solution. When encountering an obstacle the BreakAway will swing the machine backwards and over the obstacle, returning to its original working position, once the obstacle has been passed.

Adjustable PTO speed

Kubota DM3000 series come factory fitted with the option of being operated with either 540 or 1000 rpm. It requires no additional accessory. All that is needed is simply to turn the main gearbox on the suspension 180°.

Lift on headlands

Lifting on headlands is easily done without activating the 3-point linkage of the tractor. A hydraulic cylinder is used for lifting on headlands and turning is simple thanks to sufficient ground clearance. The same cylinder is used when going into transport position.



Up to 125° vertical transport position for excellent weight distribution.



Lifting on headlands via hydraulic cylinder – ample ground clearance.



#DM4028-4032



Excellent ground adaptation: ready for any terrain

Outstanding ground following ability, easy operation and low weight are among the highlights of this machine. The DM4028-DM4032 are characterized by excellent cutting performance and ground following ability in all terrain. Eight counter-rotating discs ensure that cutting quality remains outstanding, encouraging rapid regrowth from clean stubbles. This is the perfect machine for daily grazing in combination with a loader wagon, joined up with a rear mounted machine, or as part of a butterfly combination.

Built for any terrain

With a working width of 2.8-3.2m and an operating weight of only 670-710kg, DM4028 and DM4032 require as little as 45 hp to operate. Run in a combination with a 4.0m on the rear, would give you a mowing combination capable of effortlessly handling up to 6.8m crop.

Responsive mowing

The very responsive kinematics associated with the headstock design will step in when encountering even the smallest obstacles during operation. To offer maximum protection and lessen the shock loads on the complete machine, the cutterbar will move backwards and up, letting any obstacle pass without risk of damage.

Excellent serviceability

DM4000 series has outstanding service access to the cutterbar, which is an advantage compared to most other machines with a flexible suspension. Even when the machine is raised, you can open the entire front cover.

Two-speed driveline

Standard PTO speed is 1000 rpm. However by simply switching driveline pulleys, 750 rpm for reduced fuel consumption can be achieved. This makes it possible to maintain the correct PTO speed, but using reduced engine revs, creating an opportunity for lower fuel consumption. An innovative solution solving the problem of front PTO systems not offering an economy speed.

Kubota DM4028-4032:

- 2.8-3.2m working width.
- BreakAway solution.
- Flexible swath width.
- 750/1000 rpm gearbox.
- Excellent ground adaptation.
- Fully welded Kubota cutterbar with triangular discs.



Good view of the machine from the tractor cabin.



Easy access to the cutterbar with foldable front and side guards.



The machine is standard equipped with two swath discs, allowing a swath width of 2.2-2.4m.



By switching driveline pulleys changing from standard PTO speed of 1000 rpm to 750 rpm is possible.



#DM4032S

Reconceptualizing swathing: DM4032S covers it all

This is the first front disc mower with an actively driven swath former, designed for both narrow swathing and wide spreading. Changing between different swath widths is intuitively done in very little time – no tools required! Simply release the locks on each swath board and swipe them to the requested swath width. For wide spreading the boards are released and positioned on top of the mower.



A machine for any application

DM4032S will work well in a number of different settings. In combination with rear mounted mowers, as a single machine, or joined up with a loader wagon. With widths as narrow as 1.00m, the swaths will pass between the wheels of even smaller tractors, leaving an untouched swath that is picked up easily by the loader wagon.

The adjustable swath width allows you to set the correct width in accordance with crop and weather conditions. As the crop is drying during a long day of mowing, the swath width can be adjusted from being narrow at the start of the day to being wider during the day, to ensure correct and even moisture level in the crop.

Preparing a clean and airy swath

The actively driven auger guides even high volumes of crop towards the centre of the mower, leaving a nice, box-shaped swath. Crop is immediately moved away from the discs, inviting for excellent cutting performance. Each side of the auger is working in combination with a guide plate that efficiently transports

the crop to the middle, without any crop loss or contamination often seen from systems applying swath wheels. DM4032S does not just move two swaths next to each other like traditional drum mowers, but places the crop into one even and airy swath, significantly speeding up the drying process.

Excellent adaptation range

Just like the standard DM4032, DM4032S shows an impressive adaptation range of 430mm upwards and 210mm downwards, ensuring excellent cutting quality in even very difficult circumstances.

Fuel efficient solution

DM4032S is driven from the top by a simple but efficient driveline. A small gearbox connected to the main gearbox drives the auger via a V-belt. This design combined with the auger design means that an additional power requirement of only 5hp is needed to run the auger. In total the auger, including driveline, adds approximately 150kg to the mower, leaving total weight as low as 855kg and a power requirement of only 60hp.



Adjustable swath widths

With the option of 3 different swath widths (1.00, 1.15 and 1.30m) and wide spreading up to 2.20m, this machine offers exactly the flexibility that most farmers are looking for. Narrow swaths that will go well in-between the tractor wheels, or wide spreading for fast wilting of crop.



Swath width is easily changed by simply unlocking the swath plates and sliding them to the requested position.



The auger is driven by a small gearbox with an additional power requirement of only 5hp.



Two speed driveline is standard. Standard speed is 1000 rpm. By switching driveline pulleys 750 rpm, for reduced fuel consumption, is possible.



Actively driven swath former, producing even, box-shaped swaths.



#DM4028-4032-4032S



Remarkable adaptation range: progressive suspension design

DM4000 and DM4000S series machines are exceptionally well adapted to varying field conditions and contours. At standard settings the cutterbar has a remarkable 430mm upwards and 210mm downwards adaptation range, in combination with a transverse pivoting range of 17°. This wide spectrum allows the machine to follow the ground in all conditions without overloading the cutterbar.



The mowing unit moves independently from the front linkage, ensuring the best possible pattern of movement and the transverse adaptation sets the standard in this segment.

Unrestricted movement

There is no wearing on the front linkage of the tractor, as the integrated suspension design does not require a flexible front linkage - the relative movements are done by the machine itself. This also means that you are not restricted by the limited flexibility typically originating from the front linkage.

Easy operation of the machine

Correct setting of the machine is very user-friendly. The front linkage is set to a specified height and the mower unit is operated by a separate hydraulic cylinder integrated in the suspension. Ground pressure is provided by two springs and cutting quality is always excellent due to Kubota's three-bladed discs.



Two springs provide excellent ground following ability.



A BreakAway solution, integrated in the headstock, helps clear obstacles.



An adaptation range of 430mm upwards and 210mm downwards ensures untroubled ground following.



#DM3332-3336-3340

Improved ground adaptation: high output

Kubota offers a centre mounted plain disc mower with a hydraulically suspended design in three working widths of 3.2, 3.6 and 4.0m. All DM3300 models are fitted with the fully welded Kubota cutterbar, with an even number of counter-rotating discs for a wider overlap, and excellent cutting results in all conditions. Special efforts have been made to make daily operation as easy, straightforward and effective as possible.



Obvious advantages

The machines are suspended in the centre of gravity offering several advantages. The advantages include equal ground pressure and fast adaptation to varying field contours. These features facilitate a cleaner cut, better protection of the stubble and in addition an improved fuel economy, as well as less skid wear.

NonStop BreakAway

The DM3300 series is fitted with an automatic NonStop BreakAway system to protect the cutterbar. If an obstruction is hit in the field, the mowing section will swing backwards and up. This gives maximum protection of the cutterbar. There is no need to stop - or to reverse the tractor, to get the mowing unit into working position again - the cutting section will automatically return to its original working position.

Excellent power transmission

DM3300 series machines are equipped with a direct drive system from the gearbox to the first disc. This ensures an efficient power transmission and allows you to take full advantage of the whole width of the cutterbar.

To avoid driving on mown crop, a swath forming kit is optionally available for 3336 and 3340.



For transport the mower is swung hydraulically into horizontal position behind the tractor. Fast and easy conversion, with no need to leave the tractor.



Direct drive from the gearbox to the first disc for efficient power transmission.



NonStop BreakAway.



Kubota DM3332-3336-3340:

- 3.2-3.5-4.0m working width.
- Hydraulic suspension
- Centre suspension for even weight distribution and quick reactions to changes in contours.
- Integrated NonStop BreakAway system protecting the cutterbar.
- 15° upwards and downwards mowing operation range.
- Fully welded Kubota cutterbar with triangular discs.

Hydraulic suspension

The DM3300 range is designed with a hydraulic suspension that offers improved ground adaptation. The ground pressure of the mowing unit is easily adjusted, to allow adaptation to varying field conditions, ensuring an even cutting height. The ground pressure is continuously and quickly adaptable, by using the lever on the suspension.

Superb ground adaptation

The perfect ground pressure is set using a two-chamber hydraulic cylinder and a hydraulic valve. The current ground pressure is indicated on the manometer, which is mounted on the machine.

Flexible mowing on slopes

The design of the suspension, with an extra pivoting point, allows greater flexibility in the working range, enabling mower operation at 15° upward or downward angles. This offers great advantages when working on hillsides or along ditches, and also makes it easier to manoeuvre the machine on headlands.

Easy lift on headland

DM3300 series is easily done via a hydraulic cylinder, which means there is no need to activate the tractors 3pt linkage. As the PTO stays in the same position, vibrations in the transmission are eliminated, implying less wear on tractor and machine.



Centre mounted suspension for even weight distribution and fast adaptation to ground contours.



Hydraulic setting of ground pressure.



#DM2024-2028-2032

Excellent price to output ratio

The Kubota DM2000 models are lightweight, simple mowers with a compact but durable design, for maximum output at a competitive price. They are offered in working widths of 2.4, 2.8 and 3.2m. The Kubota cutterbar with triangular discs ensures continuous, high-quality cutting performance, especially in difficult crop conditions.

Powerful drive

The mowers are equipped with a powerful and flexible spring loaded V-belt drive. As the belt loosens, the spring pushes the drive wheel outwards, automatically tensioning the belt.

Flexible suspension

Kubota DM2000 models offer a very flexible suspension, ensuring optimal ground contour following. Due to the flexible suspension, the mowers are exceptionally well suited for work on slopes and in hilly conditions, with an operating angle of 35° up and down.

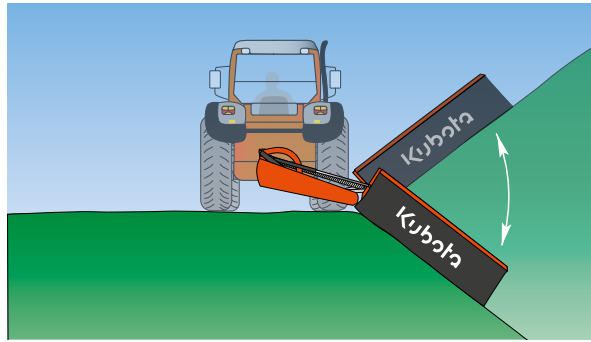
Kubota DM2024-2028-2032:

- 2.4-2.8-3.2m working width.
- Mowing on slopes +/- 35°.
- NonStop BreakAway.
- Spring loaded V-belt drive.
- Easy setting of ground pressure.
- Fully welded Kubota cutterbar with triangular discs.



Swath disc is available as option.





Kubota DM2000 series can pivot 35° up and down without any adjustment.



Four v-belts ensure excellent transfer of power.



Lift on headlands via a hydraulic cylinder – no use of the 3-pt hitch is needed.



The linkage pins are easily adjusted to match the tractor width, which enables the mower to cut to its' full working width.



For transport the machine is folded hydraulically from the tractor cab to the vertical transport position well behind the tractor, ensuring a stable and steady transport.



#DM1017-1022-1024



Productivity in a simple package

The new Kubota DM1000 series features a new heavy duty Kubota cutterbar, which is designed for low maintenance and quiet operation. The fully welded cutterbar with overlapping C-channels has a rigid and sturdy construction, ensuring a very high level of durability. The Kubota cutterbar has a high oil capacity, ensuring a low working temperature. The long curved gear wheels run smoothly in oil and provide optimal power transmission with little slack.



Spring loaded BreakAway

When an obstacle is encountered, the mower swings backwards to protect the cutterbar. By reversing the mower is reset into working position.



Kubota DM1017 - 1.7m working width.

Fast lifting on headland

The mower is easily lifted via a hydraulic cylinder without activating the tractor's 3pt linkage. The advantage is less wear on tractor and machine, as the PTO stays in the same position, minimizing vibrations in the transmission.



Kubota DM1022 – 2.2m working width.

Transport solution


When in transport, the mowers are folded to a vertical position well behind the tractor. The center of gravity is close to the tractor, which ensures excellent weight distribution and transport stability.



Kubota DM1024 – 2.4m working width.



Easy lift on headland.



Spring loaded BreakAway.



Safe and narrow transport solution. It is not necessary to raise the tarp for transport position. Just fold & go!



Hitch is very easy to attach.



Efficient farming: discover the possibilities

Kubota's precision farming offering consists of innovative and custom made equipment, designed to manage your farm with success. Now you can carry out the work in a smarter, more efficient and easier way to get the best out of your machines and crops, as well as saving time and money in fertiliser, chemicals and seeds.



Be a PRO in increasing productivity

The IsoMatch Tellus PRO 12-inch terminal provides you with the optimal solution for an all-in-one control system inside the tractor cab including automatic steering. It is the centre for connecting all ISOBUS machines, running precision farming applications and Farm Management Systems. It offers everything you need to get the maximum out of your machines and crop, as well as cost savings in fertiliser, chemicals and seeds by using automatic section control and variable rate control. With the unique dual screen functionality it gives you the opportunity to view and manage two machines and/or processes simultaneously.

Easy control management

The IsoMatch Tellus GO is a cost-efficient 7-inch terminal, especially developed for managing the machine in a simple way. You are in full control of the machine in exactly the way you want. Easily set up the machine with the soft keys via the 7-inch touch screen and for optimal control while driving simply use the hard keys and rotary switch. Controlling the implement has never been so easy.





Did you know?
 Did you know that Kubota is an ISOBUS pioneer? The Kubota company Kverneland Group invented the ISOBUS technology. And incidentally: Kubota is also leading the industry in AEF certified ISOBUS compatibilites

100% focus, the best performance

As tractor steering with IsoMatch AutoDrive-E is handled automatically, you have the freedom to control and monitor your work in an easy way. While the work is more efficient and overlaps are avoided, you can completely focus on the result in the field. (Only in combination with IsoMatch Tellus PRO).

Advanced precision farming software

IsoMatch GEOCONTROL is an advanced software application within the IsoMatch terminals that helps you to control all ISOBUS compatible Kubota machines. Combined with a GPS receiver it fulfils the future needs in terms of innovative and efficient farming! The IsoMatch GEOCONTROL precision farming application includes Manual Guidance and Data Management free of charge. It is possible to expand this application with Section Control and/or Variable Rate Control.

Enhance your success with E-learning

IsoMatch Simulator is a free downloadable virtual training program. It simulates all functions of the IsoMatch Universal Terminals and Kubota ISOBUS machines. Train yourself and make yourself familiar with your machine to avoid errors and enhance your machine performance.



IsoMatch Grip

This ISOBUS auxiliary device is made for maximum machine control and efficient farming. Operate up to 44 implement functions per machine.



IsoMatch Global

The IsoMatch Global is the GPS antenna, with DGPS accuracy, in the IsoMatch product range. It enables satellite navigation for site-specific section control, variable rate application, manual guidance and field registration



IsoMatch InLine

Light bar for manual guidance including section status information. Manage the distance from the A-B line and steer for the ideal position.



IsoMatch (Multi)Eye

Connect up to 4 cameras to the IsoMatch Universal Terminals. It gives you full control and overview of the entire machine operation.

Kubota Farm Solutions: 360° performance for 100% success

We understand that you need more than powerful tractors and implements to succeed: namely, an integrated system of products and services to increase your competitiveness and preparation for the future. With Kubota Farm Solutions (KFS), we have brought together our solutions in a system— and targeted our proposition to you. From intelligent technology to individual services, the KFS advantages complement each other, forming a circle that ends where it begins: with our commitment to support you a little better every time, now and in the future.





Performance

You have a clear objective: to get your work done productively and successfully while being relaxed. Kubota offers you the equipment that can best support you in this endeavour. Whichever tractor or implements you decide on, you can always count on proven quality, excellent performance, and co-ordinated features. In short: intelligent and reliable technology that gets you a decisive step closer to your goal.



Control

You want full control over what you are doing. Kubota provides you with perfectly integrated systems to help you achieve that. From machine optimisation to implement monitoring, you can control the tractor and resources easily from a single terminal. This not only provides you with a better overview of all work processes, but also allows you to work without stress.



Optimisation

You know exactly how you want to get your work done: efficiently, precisely, and most comfortably. Kubota gives you everything you need to obtain optimal results while remaining at ease. With our ISOBUS technology, precision farming solutions, and automatic steering system, you can apply seeds, fertilisers, and pesticides with extreme precision. This lowers your costs and reduces your workload.



Value protection

You know what it takes to be commercially successful: top performance with every task and top conditions over many years. Once again, Kubota offers solutions that fulfil what they promise. Our parts are manufactured to the same high standards and strict specifications as the Kubota machines.



Finance management

You want to improve your productivity, but not at any cost. With Kubota Finance, you can make your planned investment with ease, convenience, and safety. Whether financing or leasing, you benefit from professional advice and attractive conditions. All you need in order to gain the advantages of a technology that drives your success forward. Whether you need machines or services, you have full control of the costs.

Technical data

Model		DM1017	DM1022	DM1024	DM2024	DM2028	DM2032
Dimensions & weight							
Cutting width	(m)	1.7	2.2	2.4	2.4	2.8	3.2
Weight, approx	(kg)	395	455	470	606	666	680
Transport width	(m)	1.2	1.2	1.2	1.4	1.4	1.4
Transport height	(m)	-	-	-	-	-	-
Attachment to tractor							
Hitch	(CAT)	2	2	2	2	2	2
PTO	(RPM)	540	540	540	540	540	540
Min. PTO horsepower req.	(kW/hp)	26/36	31/42	34/46	33/45	37/50	40/55
Operation							
Number of discs/knives		4/12	6/18	6/18	6/18	8/24	8/24
Number of hydraulic outlets		1S	1S	1S	1S	1S	1S
Mowing angle °		-45/+15	-45/+15	-45/+15	-35/+35	-35/+35	-35/+35
Stubble height	(mm)	30-60	30-60	30-60	30-60	30-60	30-60
Other Features							
BreakAway		●	●	●	-	-	-
NonStop BreakAway		-	-	-	●	●	●
Overrun clutch		●	●	●	●	●	●
Friction clutch		-	-	-	-	-	-
Equipment							
Swath boards (RH / LH)		● / -	● / -	● / -	○ / ○	○ / ○	○ / ○
Swath discs (RH / LH)		○ / -	○ / -	○ / -	○ / -	○ / -	○ / -
High skids +20/+40/+80mm		○ / ○ / ○	○ / ○ / ○	○ / ○ / ○	○ / ○ / ○	○ / ○ / ○	○ / ○ / ○
Lighting kit		○	○	○	○	○	○
Hydraulic ground pressure adj.		-	-	-	-	-	-
Swath forming kit		-	-	-	-	-	-

Model		DM3332	DM3336	DM3340	DM4028	DM4032	DM4032S
Dimensions & weight							
Cutting width	(m)	3.2	3.6	4.0	2.8	3.2	3.2
Weight, approx	(kg)	805	1020	1060	670	710	875
Transport width	(m)	<3.0	<3.0	<3.0	2.6	3.0	3.0
Attachment to tractor							
Hitch	(CAT)	2	2	2	2	2	2
PTO	(RPM)	540	1000	1000	750/1000	750/1000	750/1000
Min. PTO horsepower req.	(kW/hp)	40/55	44/60	50/70*	33/45	40/55	45/60
Operation							
Number of discs/knives		8/24	10/30	10/30	8/24	8/24	8/24
Number of hydraulic outlets		1D	1D	1D	1S	1S	1S
Mowing angle °		-15/+15	-15/+15	-15/+15	-17/+17	-17/+17	-17/+17
Stubble height	(mm)	30-60	30-60	30-60	30-60	30-60	30-60
Other Features							
BreakAway		-	-	-	-	-	-
NonStop BreakAway		●	●	●	●	●	●
Overrun clutch		●	●	●	●	●	●
Friction clutch		●	●	●	-	-	-
Equipment							
Hydr. ground pressure setting		-	-	-	-	-	-
Swath boards (RH / LH)		- / -	- / -	- / -	- / -	- / -	- / -
Swath discs (RH / LH)		● / ○	● / ○	○ / ○	○ / ○	○ / ○	○ / ○
High skids +20/+40/+80mm		○ / ○ / ○	○ / ○ / ○	○ / ○ / ○	○ / ○ / ○	○ / ○ / ○	○ / ○ / ○
Lighting kit		○	○	○	○	○	○
Swath forming kit		-	○	○	-	-	-

* Minimum weight requirement on tractor - not available ○ option ● standard

The company reserves the right to change the above specifications without notice. This brochure is for descriptive purpose only. Some of the items pictured in this brochure are optional and not standard equipment. Please consult your local Kubota dealer for warranty, safety or product information. For your safety, Kubota strongly recommend the use of a seat belt in all applications.

® = trade mark protection in the EU.

©2021 Kverneland Group Kerteminde AS

The Kubota logo is rendered in a teal, stylized font. The letters are bold and rounded, with a unique design for the 'u' and 'o' characters. A registered trademark symbol (®) is located at the bottom right of the logo.